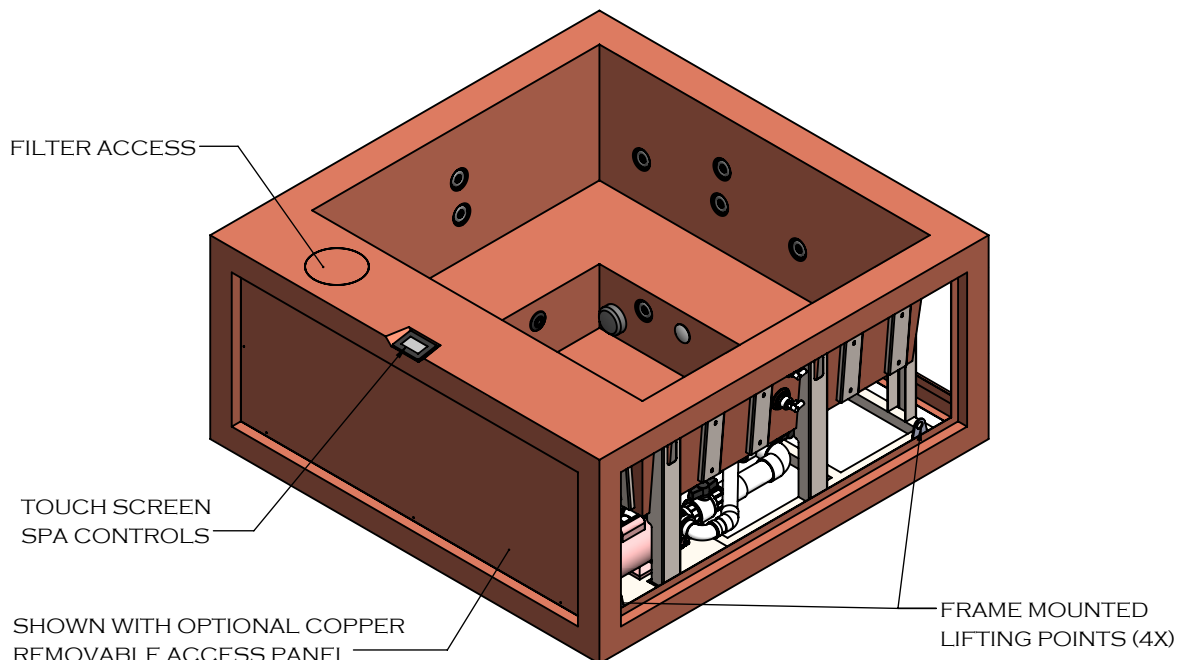




MONARCH PORTABLE SPA

COPPER ABOVE GROUND

SPECIFICATIONS



FEATURES:

- COPPER SPA SHELL WITH 304L STAINLESS STEEL SUPPORT FRAME
- REMOVABLE ACCESS PANELS ARE AVAILABLE IN STAINLESS STEEL OR COPPER
- 5-6 BATHER CAPACITY
- LED LIGHTING
- 14 HYDROTHERAPY JETS
- FULLY INSULATED WITH 2-PART POLYURETHANE FOAM (NOT SHOWN)
- RIGID FOAM COVER WITH R-15 INSULATION AND ASTM CERTIFICATION
- UV LIGHT & HYDROGEN PEROXIDE SANITIZATION
- OVERALL DIMENSIONS: 86" x 86" x 39"
- WATER CAPACITY: 387 GALLONS
- EMPTY WEIGHT: 1,730 LBS
- FULL WEIGHT: 4,958 LBS

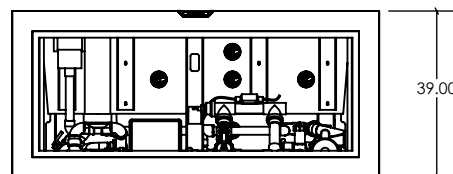
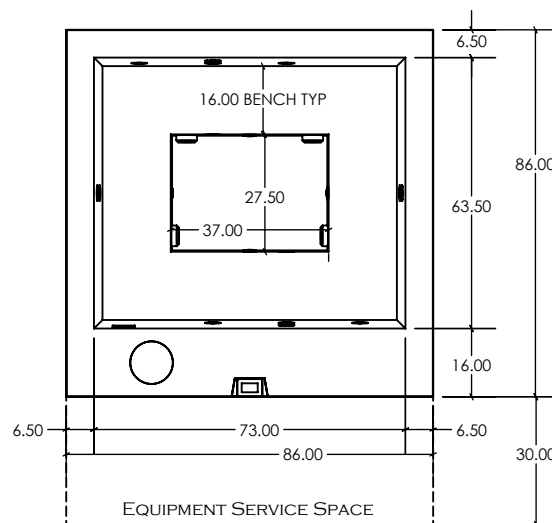
CERTIFICATIONS:

STAINLESS STEEL & COPPER SHELLS:

- IAPMOEGS LISTING FOR UL 1795 AND CSA C22.2 STANDARDS

POWER REQUIREMENTS:

- (1X) 230V 50A GFCI SERVICE AT EQUIPMENT FOR SPA CONTROL AND 5.5KW ELECTRIC HEATER
- SPA SHELL AND ALL EQUIPMENT TO BE BONDED W/ MIN. #6AWG BARE COPPER CONDUCTOR

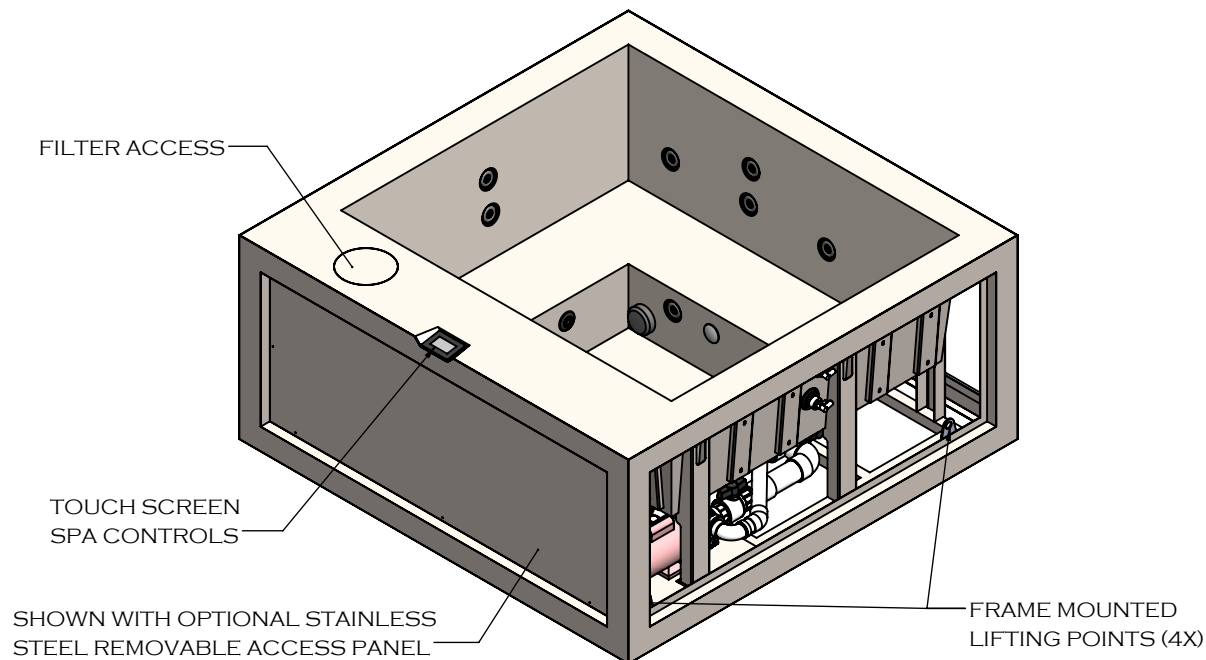




MONARCH PORTABLE SPA

STAINLESS STEEL ABOVE GROUND

SPECIFICATIONS



FEATURES:

- 316L STAINLESS STEEL SPA SHELL WITH 304L STAINLESS STEEL FRAME
- REMOVABLE ACCESS PANELS ARE AVAILABLE IN STAINLESS STEEL OR COPPER
- 5-6 BATHER CAPACITY
- LED LIGHTING
- 14 HYDROTHERAPY JETS
- FULLY INSULATED WITH 2-PART POLYURETHANE FOAM (NOT SHOWN)
- RIGID FOAM COVER WITH R-15 INSULATION AND ASTM CERTIFICATION
- UV LIGHT & HYDROGEN PEROXIDE SANITIZATION
- OVERALL DIMENSIONS: 86" X 86" X 39"
- WATER CAPACITY: 387 GALLONS
- EMPTY WEIGHT: 1,742 LBS
- FULL WEIGHT: 4,970 LBS

CERTIFICATIONS:

STAINLESS STEEL SHELLS ONLY:

- CERTIFIED TO MEET CEC APPLIANCE EFFICIENCY STANDARDS FOR PORTABLE ELECTRIC SPAS
- CERTIFIED TO MEET ANSI/APSP-14 STANDARD FOR PORTABLE SPA ENERGY EFFICIENCY

STAINLESS STEEL & COPPER SHELLS:

- IAPMOEGS LISTING FOR UL 1795 AND CSA C22.2 STANDARDS

POWER REQUIREMENTS:

- (1X) 230V 50A GFCI SERVICE AT EQUIPMENT FOR SPA CONTROL AND 5.5KW ELECTRIC HEATER
- SPA SHELL AND ALL EQUIPMENT TO BE BONDED W/ MIN. #6AWG BARE COPPER CONDUCTOR

